

**ESD-WB01****ESD INDUSTRIAL WORKBENCH****SIZES AND PRICING FOR ESD-WB01****ACCESSORIES ARE OPTIONAL (EXCLUDE)**

L	D	H	➤ Grounding / Earthing Terminal ➤ Anti Static Wrist Strap with Connector
1500	750	900	
1800			
2100			

**ESD-WB01-1SS****ESD INDUSTRIAL WORKBENCH**

SIZES AND PRICING FOR ESD-WB01-1SS			ACCESSORIES ARE OPTIONAL (EXCLUDE)
<b>L</b>	<b>D</b>	<b>H</b>	➤ Grounding / Earthing Terminal ➤ Anti Static Wrist Strap with Connector
1500	750	900	
1800			
2100			

**ESD-WB01-2DS****ESD INDUSTRIAL WORKBENCH**

SIZES AND PRICING FOR ESD-WB01-2DS			ACCESSORIES ARE OPTIONAL (EXCLUDE)
<b>L</b>	<b>D</b>	<b>H</b>	➤ Grounding / Earthing Terminal ➤ Anti Static Wrist Strap with Connector
1500	750	900	
1800			
2100			

# ESD-WB01-OS

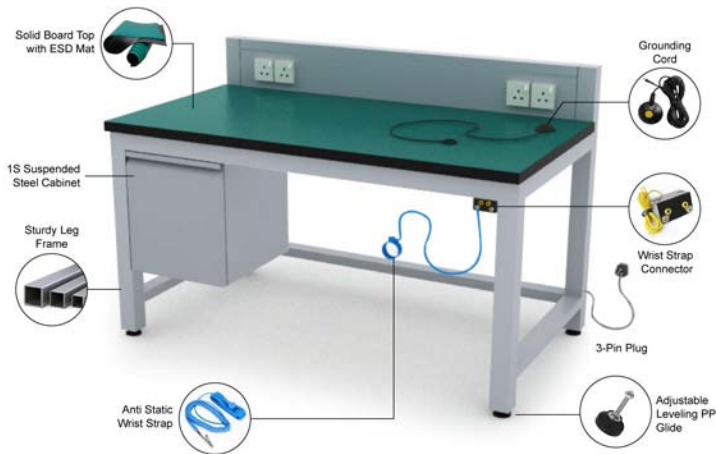
# ESD INDUSTRIAL WORKBENCH



SIZES AND PRICING FOR ESD-WB01-OS			ACCESSORIES ARE OPTIONAL (EXCLUDE)
L	D	H	➤ Grounding / Earthing Terminal ➤ Anti Static Wrist Strap with Connector
1500	750	900	
1800			
2100			

**ESD-WB02****ESD INDUSTRIAL WORKBENCH**

SIZES AND PRICING FOR ESD-WB02(A)			ACCESSORIES ARE OPTIONAL (EXCLUDE)
<b>L</b>	<b>D</b>	<b>H</b>	<ul style="list-style-type: none"><li>➤ Grounding / Earthing Terminal</li><li>➤ Anti Static Wrist Strap with Connector</li><li>➤ 3-Pin Faceplate</li><li>➤ 3-Pin Plug</li></ul>
1500	750	900 / 1100	
1800			
2100			

**ESD-WB02-1SS****ESD INDUSTRIAL WORKBENCH**

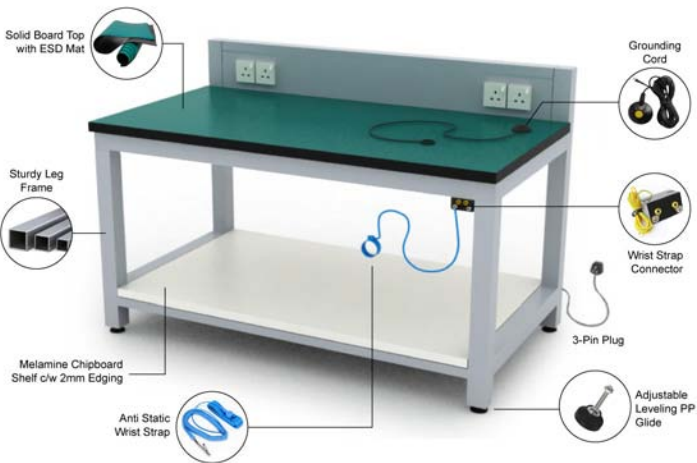
SIZES AND PRICING FOR ESD-WB02(A)-1SS			ACCESSORIES ARE OPTIONAL (EXCLUDE)
L	D	H	
1500	750	900 / 1100	➤ Grounding / Earthing Terminal
1800			➤ Anti Static Wrist Strap with Connector
2100			➤ 3-Pin Faceplate
			➤ 3-Pin Plug

# ESD-WB02-2DS

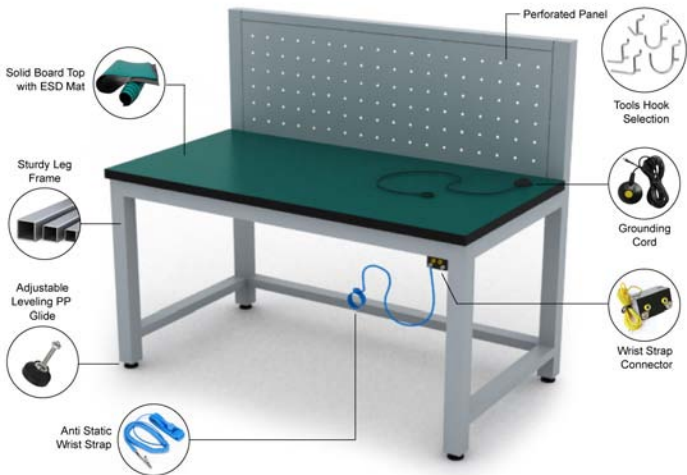
# ESD INDUSTRIAL WORKBENCH



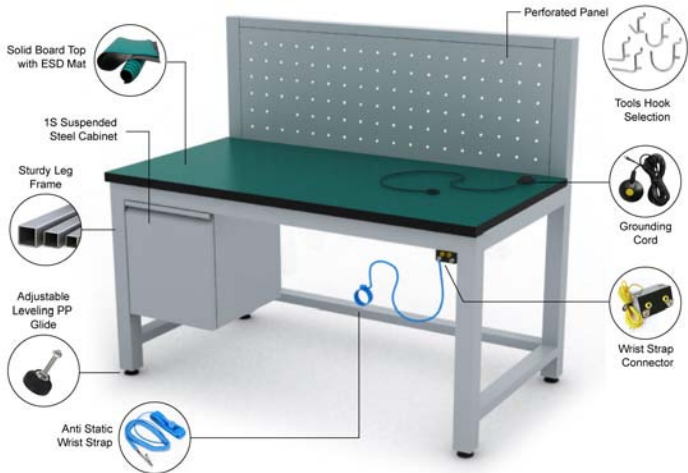
SIZES AND PRICING FOR ESD-WB02(A)-2DS			ACCESSORIES ARE OPTIONAL (EXCLUDE)
L	D	H	
1500	750	900 / 1100	✔ Grounding / Earthing Terminal
1800			✔ Anti Static Wrist Strap with Connector
2100			✔ 3-Pin Faceplate
			✔ 3-Pin Plug



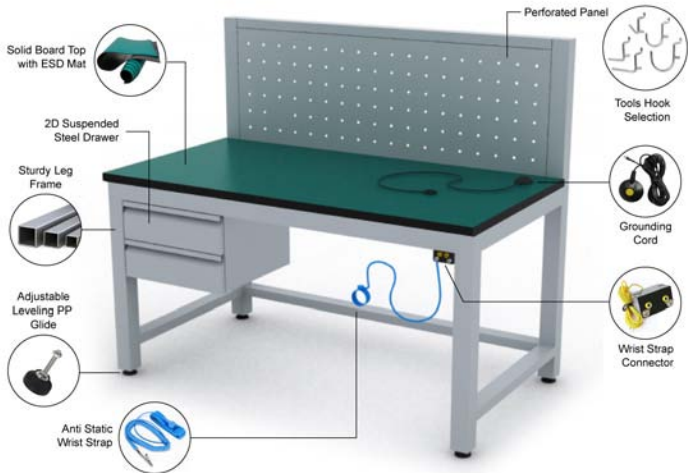
SIZES AND PRICING FOR ESD-WB02(A)-OS			ACCESSORIES ARE OPTIONAL (EXCLUDE)
L	D	H	
1500	750	900 / 1100	✔ Grounding / Earthing Terminal
1800			✔ Anti Static Wrist Strap with Connector
2100			✔ 3-Pin Faceplate
			✔ 3-Pin Plug

**ESD-WB03****ESD INDUSTRIAL WORKBENCH****SIZES AND PRICING FOR ESD-WB03****ACCESSORIES ARE OPTIONAL (EXCLUDE)**

L	D	H	<ul style="list-style-type: none"> <li>➤ Grounding / Earthing Terminal</li> <li>➤ Anti Static Wrist Strap with Connector</li> <li>➤ Pegboard Tools Hook</li> </ul>
1500	750	900 / 1350	
1800			
2100			

**ESD-WB03-1SS****ESD INDUSTRIAL WORKBENCH****SIZES AND PRICING FOR ESD-WB03-1SS****ACCESSORIES ARE OPTIONAL (EXCLUDE)**

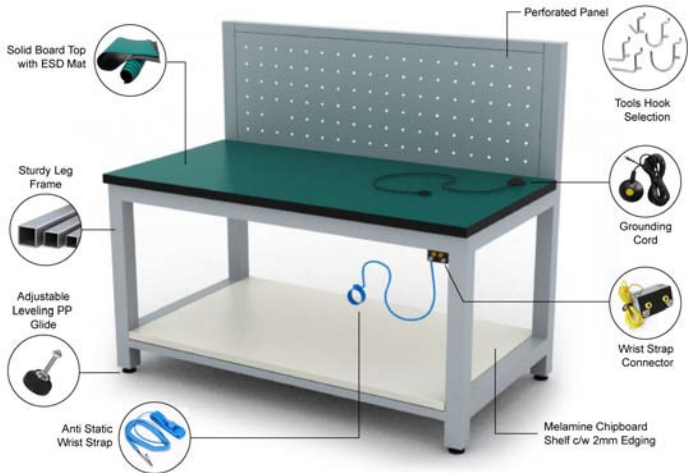
L	D	H	➤ Grounding / Earthing Terminal ➤ Anti Static Wrist Strap with Connector ➤ Pegboard Tools Hook
1500	750	900 / 1350	
1800			
2100			



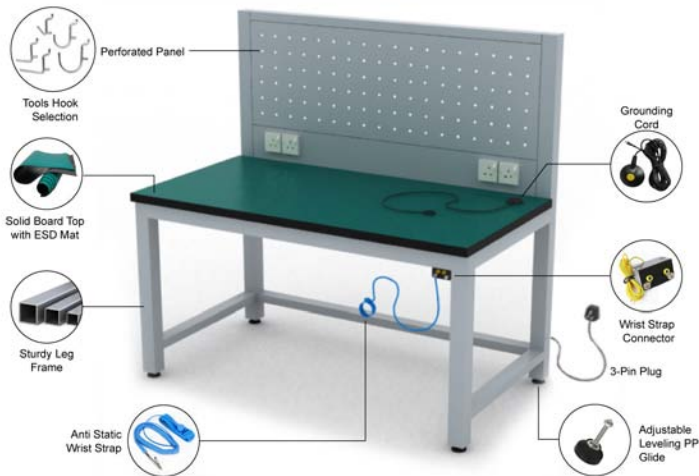
## SIZES AND PRICING FOR ESD-WB03-2DS

## ACCESSORIES ARE OPTIONAL (EXCLUDE)

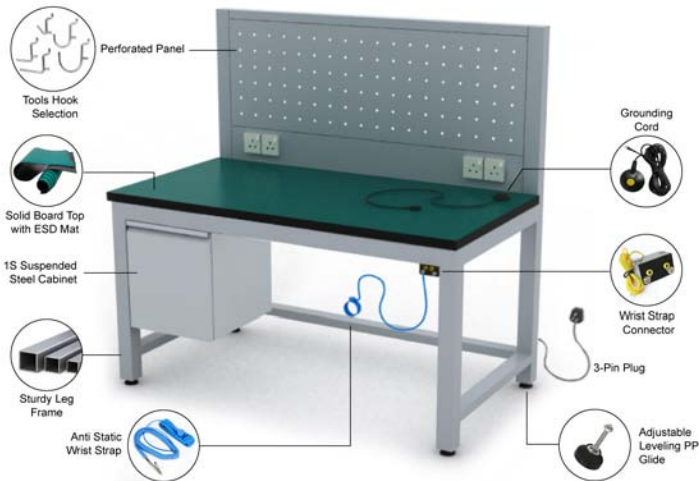
L	D	H	<ul style="list-style-type: none"> <li>➤ Grounding / Earthing Terminal</li> <li>➤ Anti Static Wrist Strap with Connector</li> <li>➤ Pegboard Tools Hook</li> </ul>
1500	750	900 / 1350	
1800			
2100			

**ESD-WB03-OS****ESD INDUSTRIAL WORKBENCH****SIZES AND PRICING FOR ESD-WB03-OS****ACCESSORIES ARE OPTIONAL (EXCLUDE)**

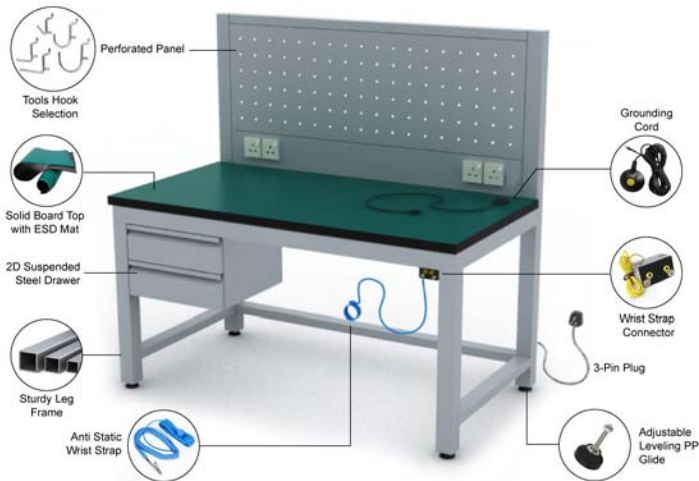
L	D	H	<ul style="list-style-type: none"> <li>➤ Grounding / Earthing Terminal</li> <li>➤ Anti Static Wrist Strap with Connector</li> <li>➤ Pegboard Tools Hook</li> </ul>
1500	750	900 / 1350	
1800			
2100			

**ESD-WB04****ESD INDUSTRIAL WORKBENCH****SIZES AND PRICING FOR ESD-WB04****ACCESSORIES ARE OPTIONAL (EXCLUDE)**

L	D	H	<ul style="list-style-type: none"> <li>➤ Grounding / Earthing Terminal</li> <li>➤ Anti Static Wrist Strap with Connector</li> <li>➤ 3-Pin Faceplate</li> <li>➤ 3-Pin Plug</li> <li>➤ Pegboard Tools Hook</li> </ul>
1500	750	900 / 1500	
1800			
2100			

**ESD-WB04-1SS****ESD INDUSTRIAL WORKBENCH****SIZES AND PRICING FOR ESD-WB04-1SS****ACCESSORIES ARE OPTIONAL (EXCLUDE)**

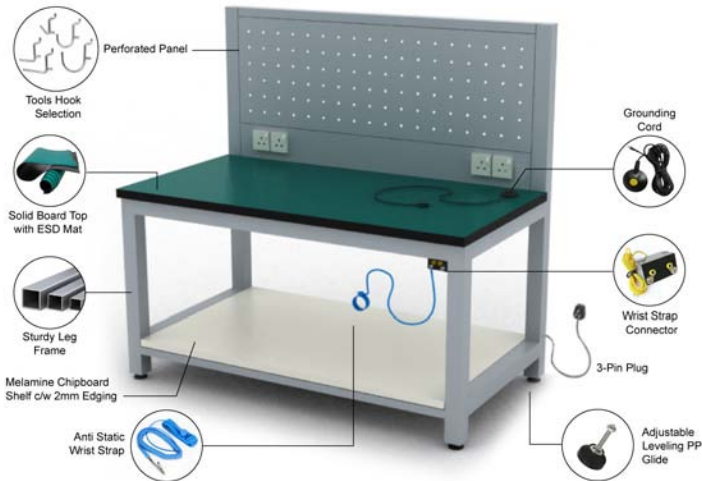
LL	D	H	
1500	750	900 / 1500	➤ Grounding / Earthing Terminal
1800			➤ Anti Static Wrist Strap with Connector
2100			➤ 3-Pin Faceplate
			➤ 3-Pin Plug
			➤ Pegboard Tools Hook



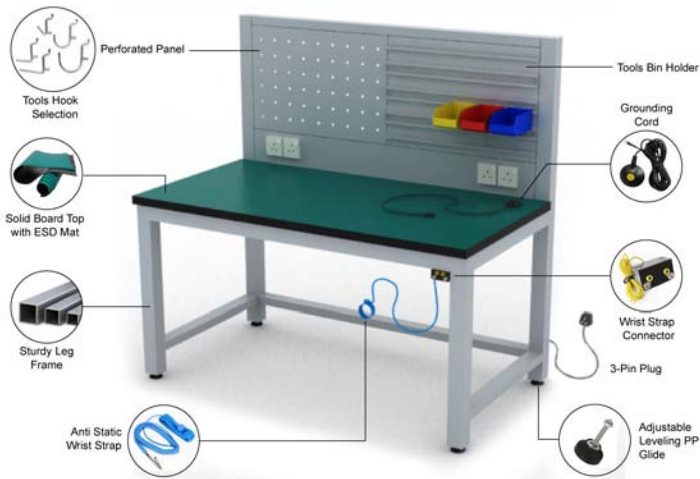
## SIZES AND PRICING FOR ESD-WB04-2DS

## ACCESSORIES ARE OPTIONAL (EXCLUDE)

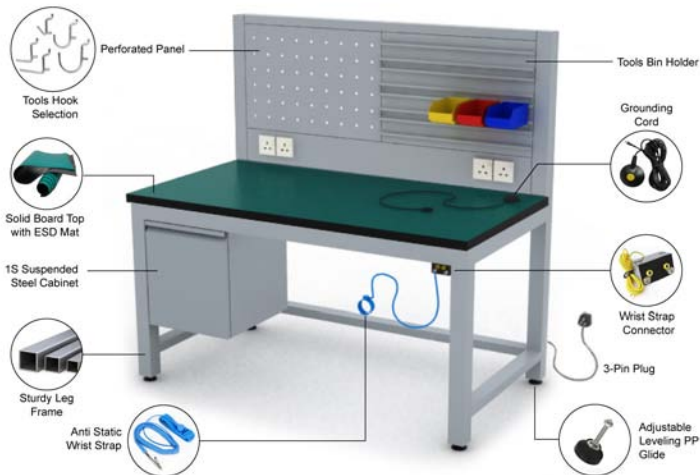
L	D	H	
1500	750	900 / 1500	➤ Grounding / Earthing Terminal
1800			➤ Anti Static Wrist Strap with Connector
2100			➤ 3-Pin Faceplate
			➤ 3-Pin Plug
			➤ Pegboard Tools Hook

**ESD-WB04-OS****ESD INDUSTRIAL WORKBENCH****SIZES AND PRICING FOR ESD-WB04-OS****ACCESSORIES ARE OPTIONAL (EXCLUDE)**

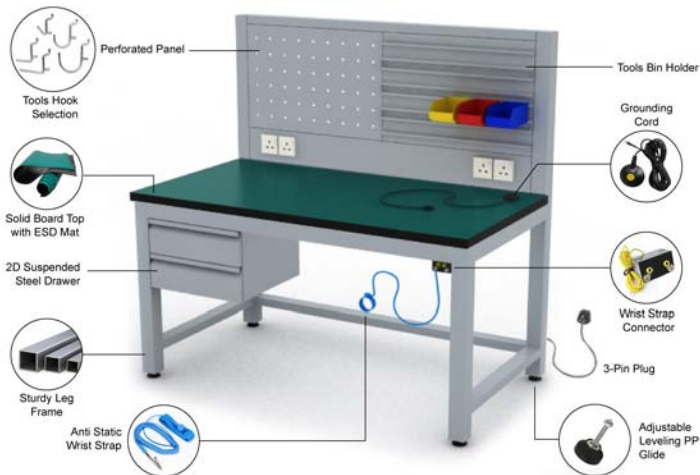
L	D	H	
1500	750	900 / 1500	➤ Grounding / Earthing Terminal
1800			➤ Anti Static Wrist Strap with Connector
2100			➤ 3-Pin Faceplate
			➤ 3-Pin Plug
			➤ Pegboard Tools Hook

**ESD-WB05****ESD INDUSTRIAL WORKBENCH**

SIZES AND PRICING FOR ESD-WB05			ACCESSORIES ARE OPTIONAL (EXCLUDE)
<b>L</b>	<b>D</b>	<b>H</b>	<ul style="list-style-type: none"> <li>➤ Grounding / Earthing Terminal</li> <li>➤ Anti Static Wrist Strap with Connector</li> <li>➤ 3-Pin Faceplate</li> <li>➤ 3-Pin Plug</li> <li>➤ Pegboard Tools Hook</li> <li>➤ Plastic Tools Bin</li> </ul>
1500	750	900 / 1500	
1800			
2100			

**ESD-WB05-1SS****ESD INDUSTRIAL WORKBENCH****SIZES AND PRICING FOR ESD-WB05-1SS****ACCESSORIES ARE OPTIONAL (EXCLUDE)**

L	D	H	
1500	750	900 / 1500	➤ Grounding / Earthing Terminal
1800			➤ Anti Static Wrist Strap with Connector
2100			➤ 3-Pin Faceplate
			➤ 3-Pin Plug
			➤ Pegboard Tools Hook
			➤ Plastic Tools Bin



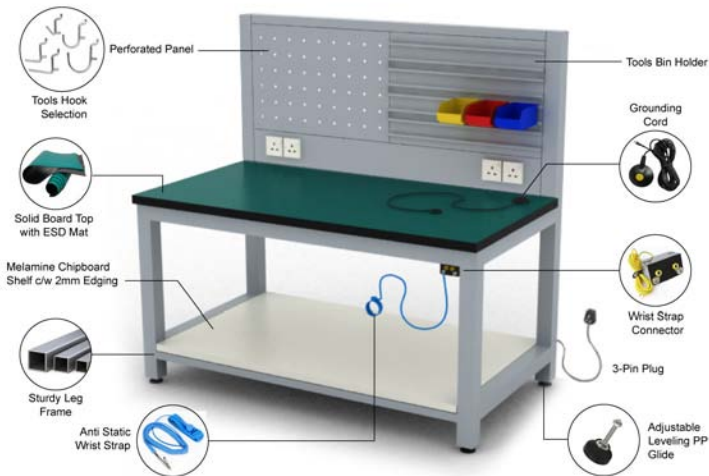
## SIZES AND PRICING FOR ESD-WB05-2DS

## ACCESSORIES ARE OPTIONAL (EXCLUDE)

L	D	H	
1500	750	900 / 1500	➤ Grounding / Earthing Terminal
1800			➤ Anti Static Wrist Strap with Connector
2100			➤ 3-Pin Faceplate
			➤ 3-Pin Plug
			➤ Pegboard Tools Hook
			➤ Plastic Tools Bin

# ESD-WB05-OS

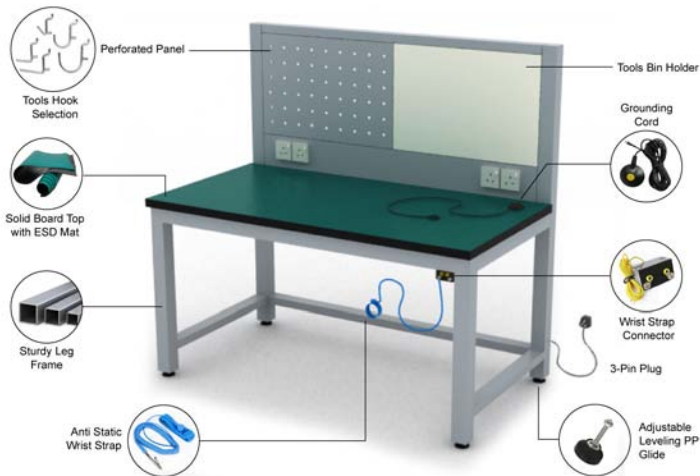
# ESD INDUSTRIAL WORKBENCH



## SIZES AND PRICING FOR ESD-WB05-OS

## ACCESSORIES ARE OPTIONAL (EXCLUDE)

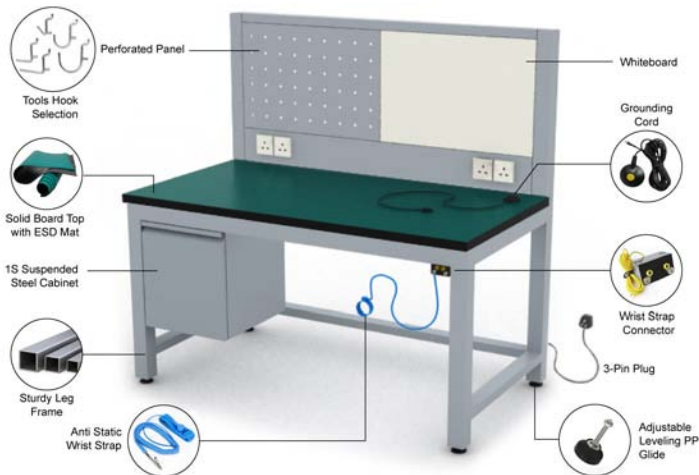
L	D	H	
1500	750	900 / 1500	➤ Grounding / Earthing Terminal
1800			➤ Anti Static Wrist Strap with Connector
2100			➤ 3-Pin Faceplate
			➤ 3-Pin Plug
			➤ Pegboard Tools Hook
			➤ Plastic Tools Bin

**ESD-WB06****ESD INDUSTRIAL WORKBENCH****SIZES AND PRICING FOR ESD-WB06**

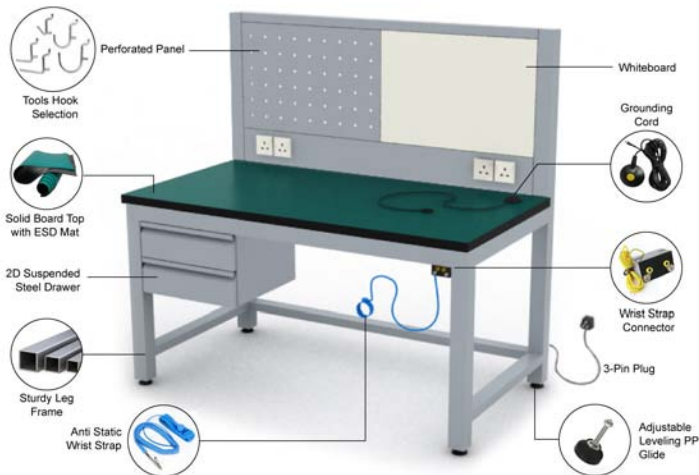
L	D	H
1500	750	900 / 1500
1800		
2100		

**ACCESSORIES ARE OPTIONAL (EXCLUDE)**

- Grounding / Earthing Terminal
- Anti Static Wrist Strap with Connector
- 3-Pin Faceplate
- 3-Pin Plug
- Pegboard Tools Hook

**ESD-WB06-1SS****ESD INDUSTRIAL WORKBENCH****SIZES AND PRICING FOR ESD-WB06-1SS)****ACCESSORIES ARE OPTIONAL (EXCLUDE)**

L	D	H	
1500	750	900 / 1500	➤ Grounding / Earthing Terminal
1800			➤ Anti Static Wrist Strap with Connector
2100			➤ 3-Pin Faceplate
			➤ 3-Pin Plug
			➤ Pegboard Tools Hook



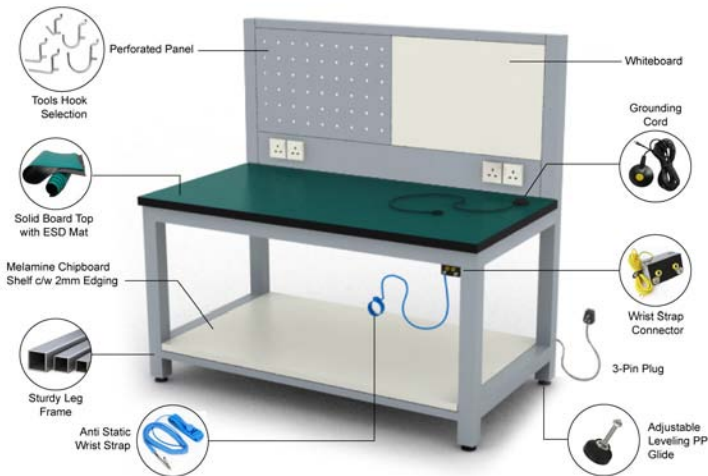
## SIZES AND PRICING FOR ESD-WB06-2DS

## ACCESSORIES ARE OPTIONAL (EXCLUDE)

L	D	H	
1500	750	900 / 1500	➤ Grounding / Earthing Terminal
1800			➤ Anti Static Wrist Strap with Connector
2100			➤ 3-Pin Faceplate
			➤ 3-Pin Plug
			➤ Pegboard Tools Hook

# ESD-WB06-OS

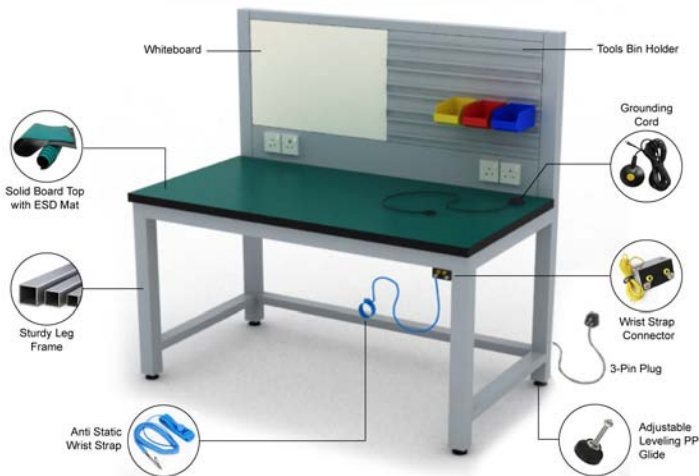
# ESD INDUSTRIAL WORKBENCH



## SIZES AND PRICING FOR ESD-WB06-OS

## ACCESSORIES ARE OPTIONAL (EXCLUDE)

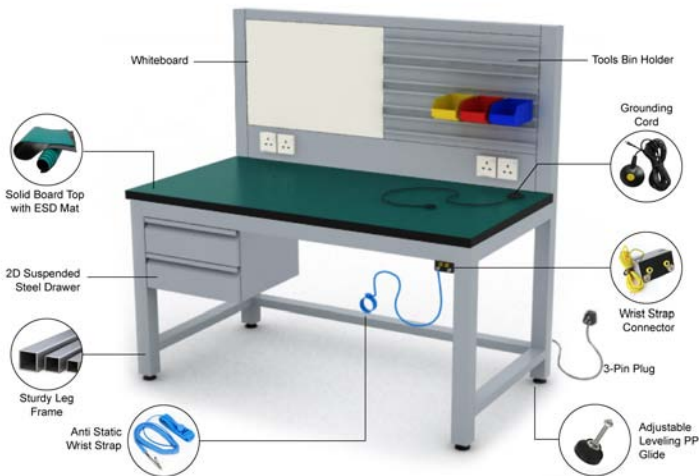
L	D	H	
1500	750	900 / 1500	➤ Grounding / Earthing Terminal
1800			➤ Anti Static Wrist Strap with Connector
2100			➤ 3-Pin Faceplate
			➤ 3-Pin Plug
			➤ Pegboard Tools Hook

**ESD-WB07****ESD INDUSTRIAL WORKBENCH****SIZES AND PRICING FOR ESD-WB07****ACCESSORIES ARE OPTIONAL (EXCLUDE)**

L	D	H	
1500	750	900 / 1500	➤ Grounding / Earthing Terminal
1800			➤ Anti Static Wrist Strap with Connector
2100			➤ 3-Pin Faceplate
			➤ 3-Pin Plug
			➤ Plastic Tools Bin



SIZES AND PRICING FOR ESD-WB07-1SS			ACCESSORIES ARE OPTIONAL (EXCLUDE)
L	D	H	<ul style="list-style-type: none"> <li>➤ Grounding / Earthing Terminal</li> <li>➤ Anti Static Wrist Strap with Connector</li> <li>➤ 3-Pin Faceplate</li> <li>➤ 3-Pin Plug</li> <li>➤ Plastic Tools Bin</li> </ul>
1500	750	900 / 1500	
1800			
2100			

**ESD-WB07-2DS****ESD INDUSTRIAL WORKBENCH****SIZES AND PRICING FOR ESD-WB07-2DS****ACCESSORIES ARE OPTIONAL (EXCLUDE)**

L	D	H	
1500	750	900 / 1500	➤ Grounding / Earthing Terminal
1800			➤ Anti Static Wrist Strap with Connector
2100			➤ 3-Pin Faceplate
			➤ 3-Pin Plug
			➤ Plastic Tools Bin

**ESD-WB07-OS****ESD INDUSTRIAL WORKBENCH**

Whiteboard


Tools Bin Holder

Solid Board Top  
with ESD MatGrounding  
CordMelamine Chipboard  
Shelf c/w 2mm EdgingWrist Strap  
ConnectorSturdy Leg  
Frame


3-Pin Plug

Anti Static  
Wrist StrapAdjustable  
Leveling PP  
Glide**SIZES AND PRICING FOR ESD-WB07-OS****ACCESSORIES ARE OPTIONAL (EXCLUDE)**

L	D	H	
1500	750	900 / 1500	➤ Grounding / Earthing Terminal
1800			➤ Anti Static Wrist Strap with Connector
2100			➤ 3-Pin Faceplate
			➤ 3-Pin Plug
			➤ Plastic Tools Bin

**ESD-WB08****ESD INDUSTRIAL WORKBENCH**

SIZES AND PRICING FOR ESD-WB08			ACCESSORIES ARE OPTIONAL (EXCLUDE)
<b>L</b>	<b>D</b> 750	<b>H</b> 900 / 1200	<ul style="list-style-type: none"><li>➤ Grounding / Earthing Terminal</li><li>➤ Anti Static Wrist Strap with Connector</li><li>➤ 3-Pin Faceplate</li><li>➤ 3-Pin Plug</li></ul>
1500			
1800			
2100			

**ESD-WB08-1SS****ESD INDUSTRIAL WORKBENCH****SIZES AND PRICING FOR ESD-WB08-1SS****ACCESSORIES ARE OPTIONAL (EXCLUDE)**

L	D	H	<ul style="list-style-type: none"> <li>➤ Grounding / Earthing Terminal</li> <li>➤ Anti Static Wrist Strap with Connector</li> <li>➤ 3-Pin Faceplate</li> <li>➤ 3-Pin Plug</li> </ul>
1500	750	900 / 1200	
1800			
2100			

# ESD-WB08-2DS

# ESD INDUSTRIAL WORKBENCH



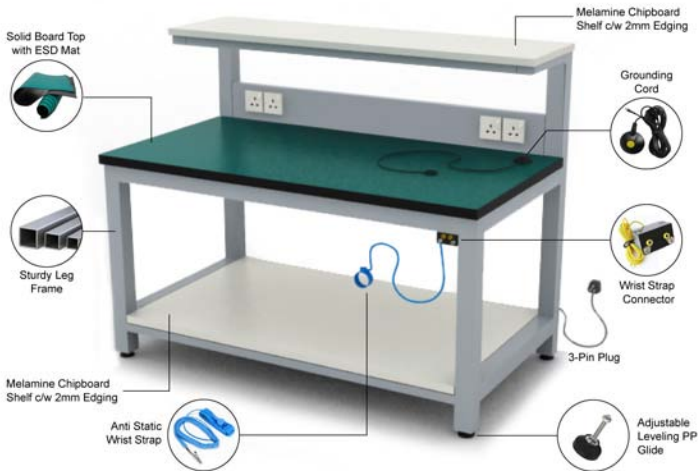
## SIZES AND PRICING FOR ESD-WB08-2DS

## ACCESSORIES ARE OPTIONAL (EXCLUDE)

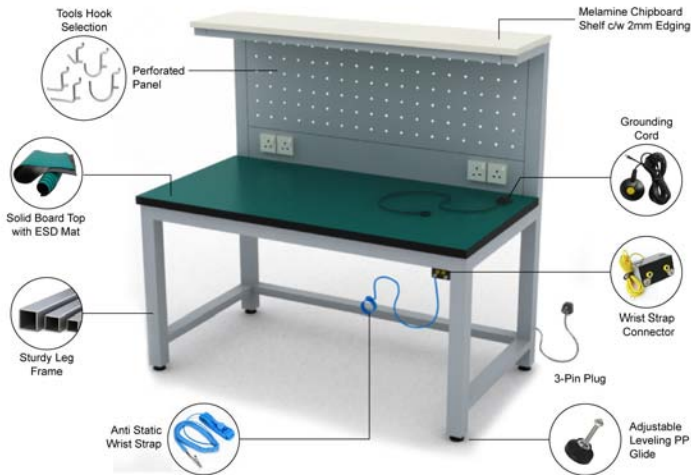
L	D	H	<ul style="list-style-type: none"><li>➤ Grounding / Earthing Terminal</li><li>➤ Anti Static Wrist Strap with Connector</li><li>➤ 3-Pin Faceplate</li><li>➤ 3-Pin Plug</li></ul>
1500	750	900 / 1200	
1800			
2100			

# ESD-WB08-OS

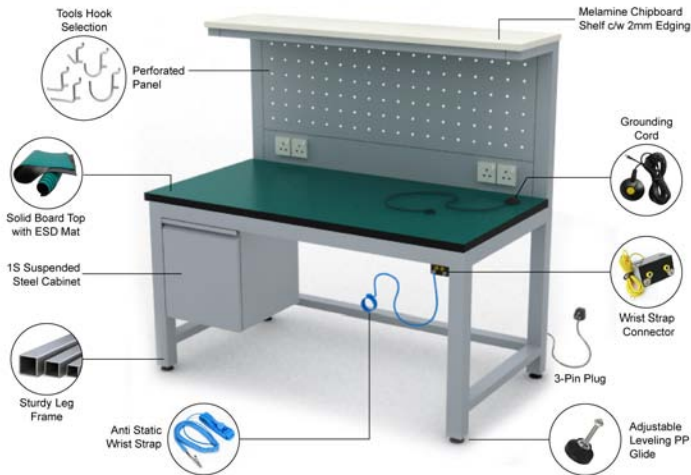
# ESD INDUSTRIAL WORKBENCH



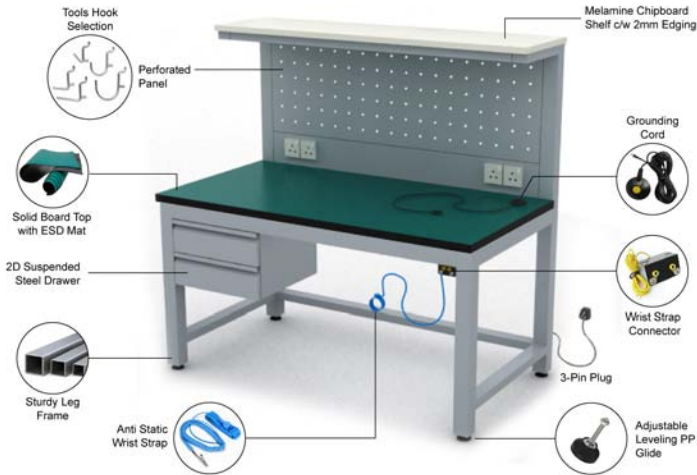
SIZES AND PRICING FOR ESD-WB08-OS			ACCESSORIES ARE OPTIONAL (EXCLUDE)
L	D	H	<ul style="list-style-type: none"><li>➤ Grounding / Earthing Terminal</li><li>➤ Anti Static Wrist Strap with Connector</li><li>➤ 3-Pin Faceplate</li><li>➤ 3-Pin Plug</li></ul>
1500	750	900 / 1200	
1800			
2100			

**ESD-WB09****ESD INDUSTRIAL WORKBENCH****SIZES AND PRICING FOR ESD-WB09****ACCESSORIES ARE OPTIONAL (EXCLUDE)**

L	D	H	
1500	750 / 300	900 / 1500	➤ Grounding / Earthing Terminal
1800			➤ Anti Static Wrist Strap with Connector
2100			➤ 3-Pin Faceplate
			➤ 3-Pin Plug
			➤ Pegboard Tools Hook

**ESD-WB09-1SS****ESD INDUSTRIAL WORKBENCH****SIZES AND PRICING FOR ESD-WB09-1SS****ACCESSORIES ARE OPTIONAL (EXCLUDE)**

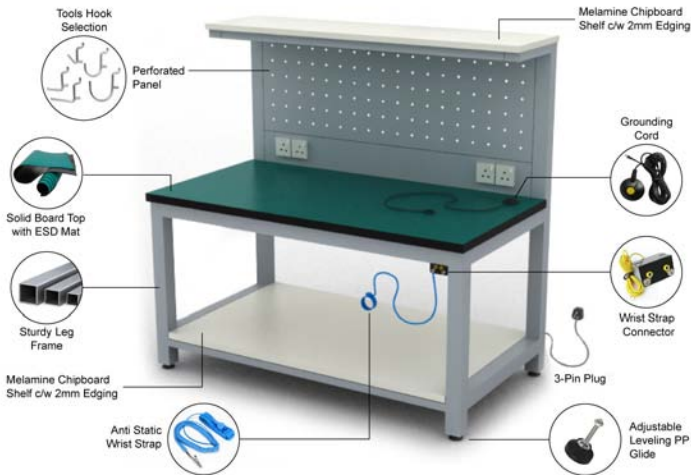
L	D	H	
1500	750 / 300	900 / 1500	➤ Grounding / Earthing Terminal
1800			➤ Anti Static Wrist Strap with Connector
2100			➤ 3-Pin Faceplate
			➤ 3-Pin Plug
			➤ Pegboard Tools Hook

**ESD-WB09-2DS****ESD INDUSTRIAL WORKBENCH****SIZES AND PRICING FOR ESD-WB09-2DS****ACCESSORIES ARE OPTIONAL (EXCLUDE)**

L	D	H	
1500	750 / 300	900 / 1500	➤ Grounding / Earthing Terminal
1800			➤ Anti Static Wrist Strap with Connector
2100			➤ 3-Pin Faceplate
			➤ 3-Pin Plug
			➤ Pegboard Tools Hook

# ESD-WB09-OS

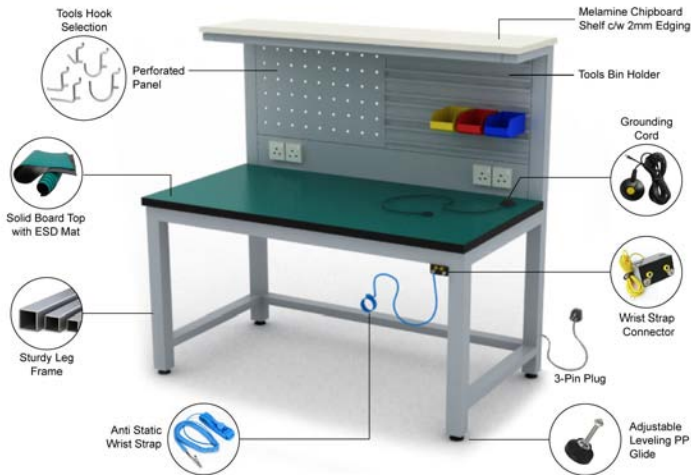
# ESD INDUSTRIAL WORKBENCH



SIZES AND PRICING FOR ESD-WB09-OS			ACCESSORIES ARE OPTIONAL (EXCLUDE)
<b>L</b>	<b>D</b>	<b>H</b>	<ul style="list-style-type: none"><li>➤ Grounding / Earthing Terminal</li><li>➤ Anti Static Wrist Strap with Connector</li><li>➤ 3-Pin Faceplate</li><li>➤ 3-Pin Plug</li><li>➤ Pegboard Tools Hook</li></ul>
1500	750 / 300	900 / 1500	
1800			
2100			

# ESD-WB10

# ESD INDUSTRIAL WORKBENCH



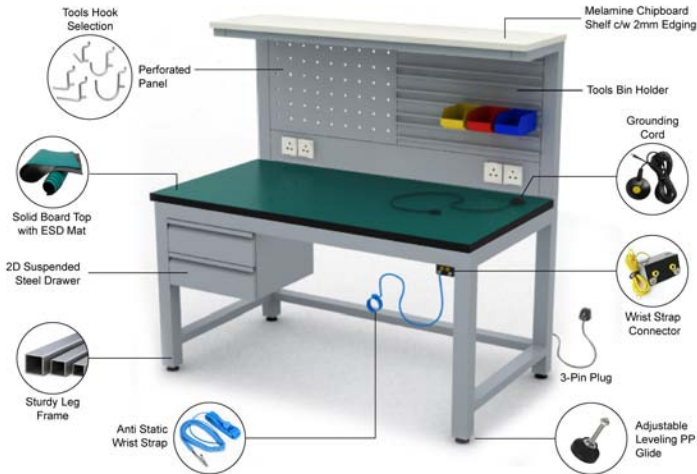
## SIZES AND PRICING FOR ESD-WB10

## ACCESSORIES ARE OPTIONAL (EXCLUDE)

L	D	H	
1500	750 / 300	900 / 1500	➤ Grounding / Earthing Terminal
1800			➤ Anti Static Wrist Strap with Connector
2100			➤ 3-Pin Faceplate
			➤ 3-Pin Plug
			➤ Pegboard Tools Hook
			➤ Plastic Tools Bin

**ESD-WB10-1SS****ESD INDUSTRIAL WORKBENCH****SIZES AND PRICING FOR ESD-WB10-1SS****ACCESSORIES ARE OPTIONAL (EXCLUDE)**

L	D	H	
1500	750 / 300	900 / 1500	➤ Grounding / Earthing Terminal
1800			➤ Anti Static Wrist Strap with Connector
2100			➤ 3-Pin Faceplate
			➤ 3-Pin Plug
			➤ Pegboard Tools Hook
			➤ Plastic Tools Bin



## SIZES AND PRICING FOR ESD-WB10-2DS

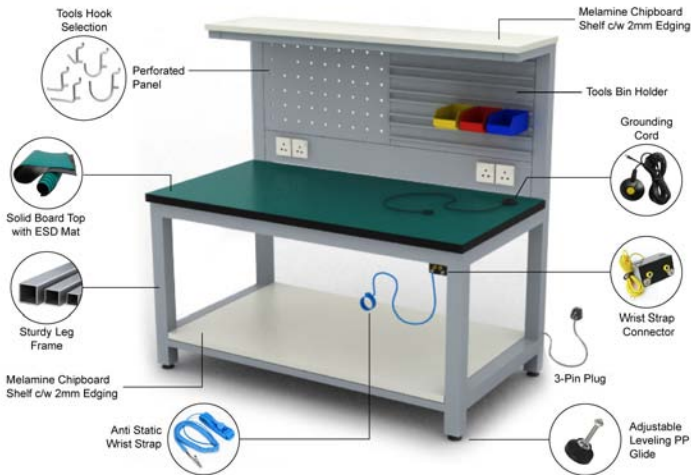
## ACCESSORIES ARE OPTIONAL (EXCLUDE)

L	D	H
1500	750 / 300	900 / 1500
1800		
2100		

- Grounding / Earthing Terminal
- Anti Static Wrist Strap with Connector
- 3-Pin Faceplate
- 3-Pin Plug
- Pegboard Tools Hook
- Plastic Tools Bin

# ESD-WB10-OS

# ESD INDUSTRIAL WORKBENCH



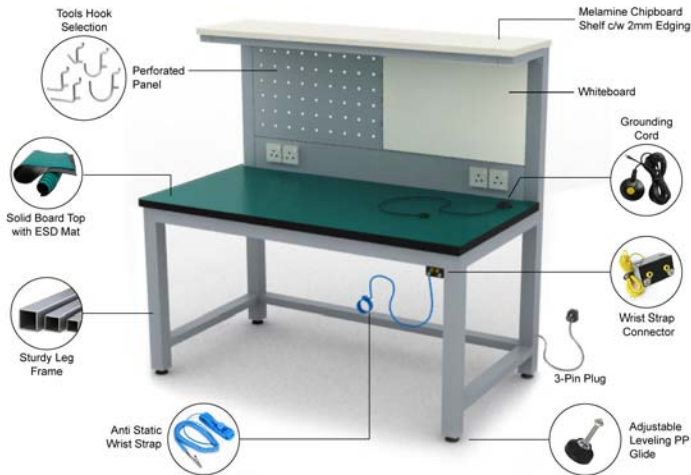
## SIZES AND PRICING FOR ESD-WB10-OS

## ACCESSORIES ARE OPTIONAL (EXCLUDE)

L	D	H	
1500	750 / 300	900 / 1500	➤ Grounding / Earthing Terminal
1800			➤ Anti Static Wrist Strap with Connector
2100			➤ 3-Pin Faceplate
			➤ 3-Pin Plug
			➤ Pegboard Tools Hook
			➤ Plastic Tools Bin

# ESD-WB11

# ESD INDUSTRIAL WORKBENCH



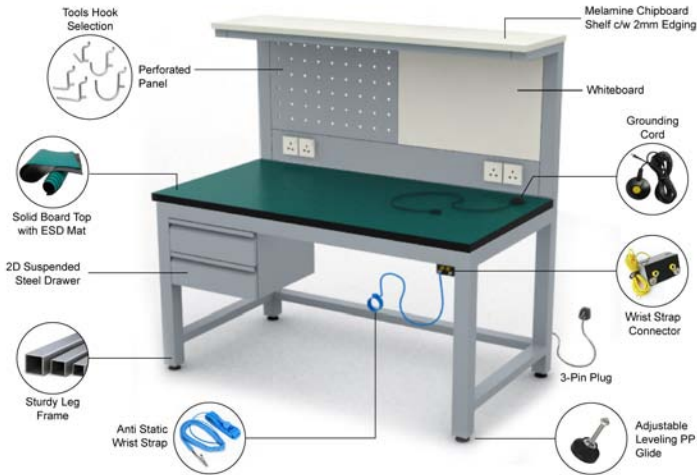
SIZES AND PRICING FOR ESD-WB11			ACCESSORIES ARE OPTIONAL (EXCLUDE)
<b>L</b>	<b>D</b>	<b>H</b>	<ul style="list-style-type: none"><li>➤ Grounding / Earthing Terminal</li><li>➤ Anti Static Wrist Strap with Connector</li><li>➤ 3-Pin Faceplate</li><li>➤ 3-Pin Plug</li><li>➤ Pegboard Tools Hook</li></ul>
1500	750 / 300	900 / 1500	
1800			
2100			

**ESD-WB11-1SS****ESD INDUSTRIAL WORKBENCH****SIZES AND PRICING FOR ESD-WB11-1SS****ACCESSORIES ARE OPTIONAL (EXCLUDE)**

L	D	H	
1500	750 / 300	900 / 1500	➤ Grounding / Earthing Terminal
1800			➤ Anti Static Wrist Strap with Connector
2100			➤ 3-Pin Faceplate
			➤ 3-Pin Plug
			➤ Pegboard Tools Hook

# ESD-WB11-2DS

# ESD INDUSTRIAL WORKBENCH



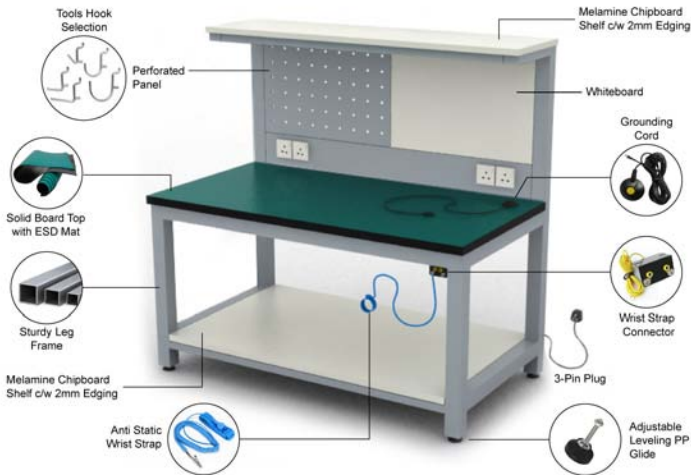
## SIZES AND PRICING FOR ESD-WB11-2DS

## ACCESSORIES ARE OPTIONAL (EXCLUDE)

L	D	H	
1500	750 / 300	900 / 1500	➤ Grounding / Earthing Terminal
1800			➤ Anti Static Wrist Strap with Connector
2100			➤ 3-Pin Faceplate
			➤ 3-Pin Plug
			➤ Pegboard Tools Hook

# ESD-WB11-OS

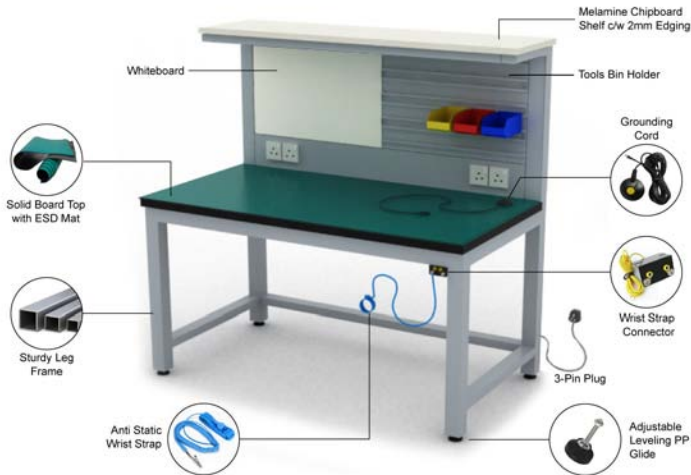
# ESD INDUSTRIAL WORKBENCH



SIZES AND PRICING FOR ESD-WB11-OS			ACCESSORIES ARE OPTIONAL (EXCLUDE)
L	D	H	
1500	750 / 300	900 / 1500	➤ Grounding / Earthing Terminal
1800			➤ Anti Static Wrist Strap with Connector
2100			➤ 3-Pin Faceplate
			➤ 3-Pin Plug
			➤ Pegboard Tools Hook

# ESD-WB12

# ESD INDUSTRIAL WORKBENCH



SIZES AND PRICING FOR ESD-WB12			ACCESSORIES ARE OPTIONAL (EXCLUDE)
L	D	H	<ul style="list-style-type: none"><li>➤ Grounding / Earthing Terminal</li><li>➤ Anti Static Wrist Strap with Connector</li><li>➤ 3-Pin Faceplate</li><li>➤ 3-Pin Plug</li><li>➤ Plastic Tools Bin</li></ul>
1500	750 / 300	900 / 1500	
1800			
2100			

**ESD-WB12-1SS****ESD INDUSTRIAL WORKBENCH****SIZES AND PRICING FOR ESD-WB12-1SS****ACCESSORIES ARE OPTIONAL (EXCLUDE)**

L	D	H	
1500	750 / 300	900 / 1500	➤ Grounding / Earthing Terminal
1800			➤ Anti Static Wrist Strap with Connector
2100			➤ 3-Pin Faceplate
			➤ 3-Pin Plug
			➤ Plastic Tools Bin

# ESD-WB12-2DS

# ESD INDUSTRIAL WORKBENCH



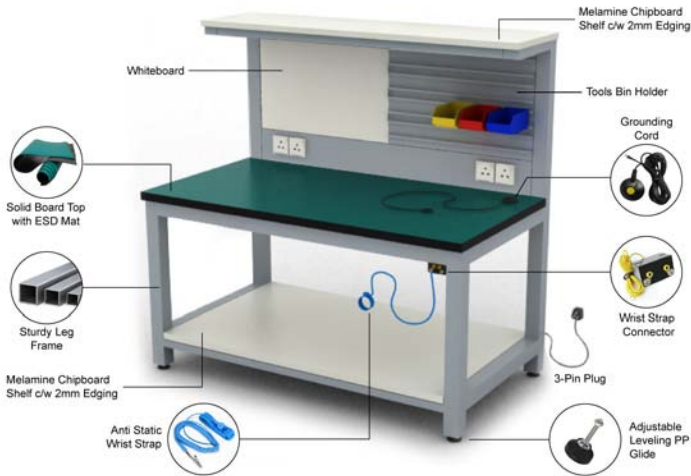
## SIZES AND PRICING FOR ESD-WB12-2DS

## ACCESSORIES ARE OPTIONAL (EXCLUDE)

L	D	H	
1500	750 / 300	900 / 1500	➤ Grounding / Earthing Terminal
1800			➤ Anti Static Wrist Strap with Connector
2100			➤ 3-Pin Faceplate
			➤ 3-Pin Plug
			➤ Plastic Tools Bin

# ESD-WB12-OS

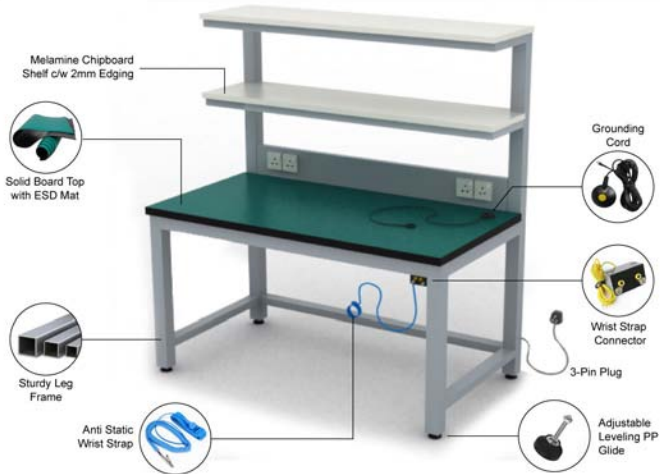
# ESD INDUSTRIAL WORKBENCH



SIZES AND PRICING FOR ESD-WB12-OS			ACCESSORIES ARE OPTIONAL (EXCLUDE)
L	D	H	<ul style="list-style-type: none"><li>➤ Grounding / Earthing Terminal</li><li>➤ Anti Static Wrist Strap with Connector</li><li>➤ 3-Pin Faceplate</li><li>➤ 3-Pin Plug</li><li>➤ Plastic Tools Bin</li></ul>
1500	750 / 300	900 / 1500	
1800			
2100			

# ESD-WB13

# ESD INDUSTRIAL WORKBENCH



SIZES AND PRICING FOR ESD-WB13			ACCESSORIES ARE OPTIONAL (EXCLUDE)
L	D	H	<ul style="list-style-type: none"><li>➤ Grounding / Earthing Terminal</li><li>➤ Anti Static Wrist Strap with Connector</li><li>➤ 3-Pin Faceplate</li><li>➤ 3-Pin Plug</li></ul>
1500	750 / 300	900 / 1950	
1800			
2100			



## SIZES AND PRICING FOR ESD-WB13-1SS

## ACCESSORIES ARE OPTIONAL (EXCLUDE)

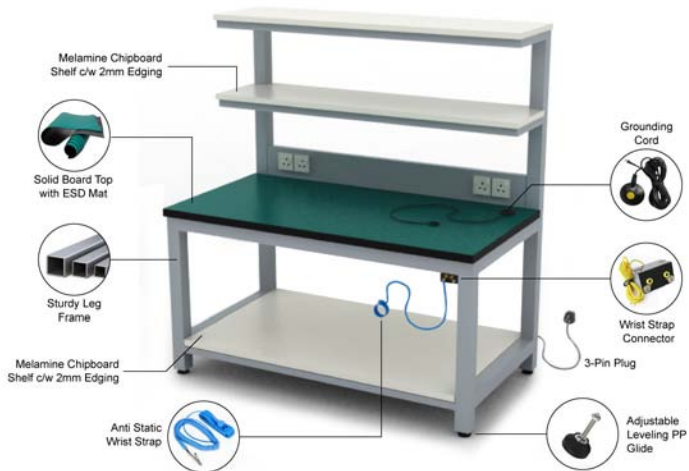
L	D	H	
1500	750 / 300	900 / 1950	➤ Grounding / Earthing Terminal
1800			➤ Anti Static Wrist Strap with Connector
2100			➤ 3-Pin Faceplate
			➤ 3-Pin Plug



## SIZES AND PRICING FOR ESD-WB13-2DS

## ACCESSORIES ARE OPTIONAL (EXCLUDE)

L	D	H	
1500	750 / 300	900 / 1950	➤ Grounding / Earthing Terminal
1800			➤ Anti Static Wrist Strap with Connector
2100			➤ 3-Pin Faceplate ➤ 3-Pin Plug



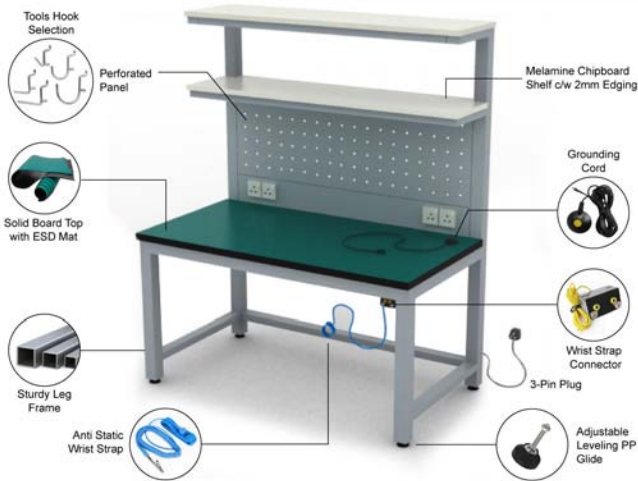
## SIZES AND PRICING FOR ESD-WB13-OS

## ACCESSORIES ARE OPTIONAL (EXCLUDE)

L	D	H	<ul style="list-style-type: none"> <li>➤ Grounding / Earthing Terminal</li> <li>➤ Anti Static Wrist Strap with Connector</li> <li>➤ 3-Pin Faceplate</li> <li>➤ 3-Pin Plug</li> </ul>
1500	750 / 300	900 / 1950	
1800			
2100			

# ESD-WB14

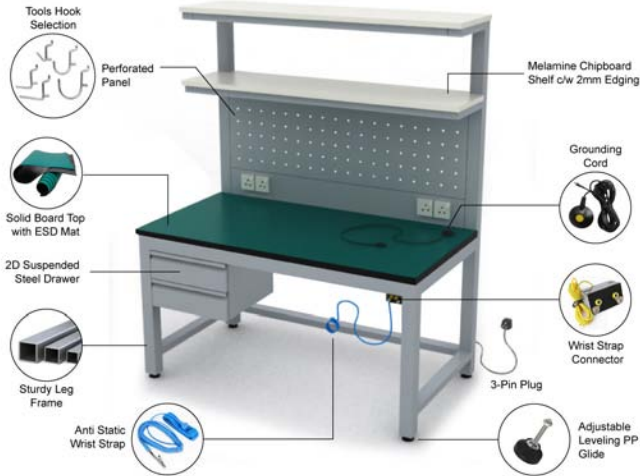
# ESD INDUSTRIAL WORKBENCH



SIZES AND PRICING FOR ESD-WB14			ACCESSORIES ARE OPTIONAL (EXCLUDE)
L	D	H	<ul style="list-style-type: none"><li>➤ Grounding / Earthing Terminal</li><li>➤ Anti Static Wrist Strap with Connector</li><li>➤ 3-Pin Faceplate</li><li>➤ 3-Pin Plug</li><li>➤ Pegboard Tools Hook</li></ul>
1500	750 / 300	900 / 1950	
1800			
2100			

**ESD-WB14-1SS****ESD INDUSTRIAL WORKBENCH****SIZES AND PRICING FOR ESD-WB14-1SS****ACCESSORIES ARE OPTIONAL (EXCLUDE)**

L	D	H	
1500	750 / 300	900 / 1950	➤ Grounding / Earthing Terminal
1800			➤ Anti Static Wrist Strap with Connector
2100			➤ 3-Pin Faceplate
			➤ 3-Pin Plug
			➤ Pegboard Tools Hook



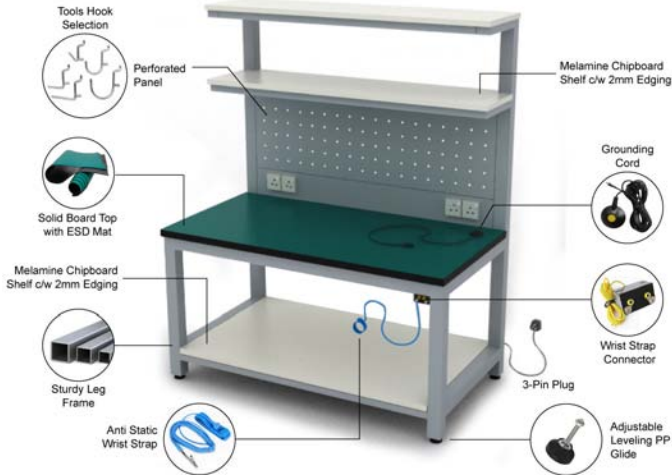
## SIZES AND PRICING FOR ESD-WB14-2DS

## ACCESSORIES ARE OPTIONAL (EXCLUDE)

L	D	H	
1500	750 / 300	900 / 1950	➤ Grounding / Earthing Terminal
1800			➤ Anti Static Wrist Strap with Connector
2100			➤ 3-Pin Faceplate
			➤ 3-Pin Plug
			➤ Pegboard Tools Hook

# ESD-WB14-OS

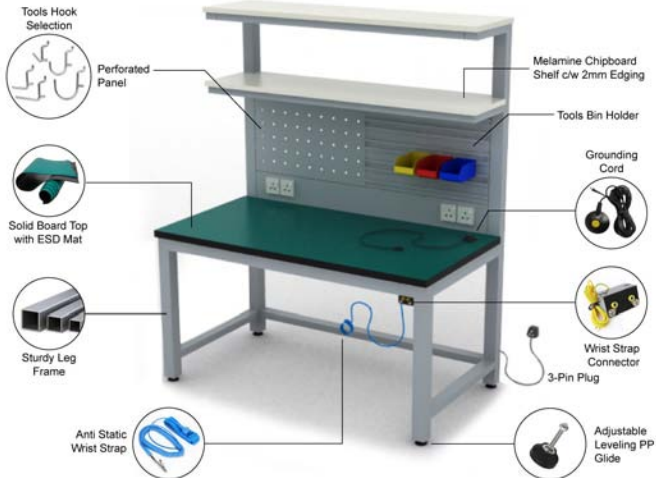
# ESD INDUSTRIAL WORKBENCH



## SIZES AND PRICING FOR ESD-WB14-OS

## ACCESSORIES ARE OPTIONAL (EXCLUDE)

L	D	H	
1500	750 / 300	900 / 1950	➤ Grounding / Earthing Terminal
1800			➤ Anti Static Wrist Strap with Connector
2100			➤ 3-Pin Faceplate
			➤ 3-Pin Plug
			➤ Pegboard Tools Hook

**ESD-WB15****ESD INDUSTRIAL WORKBENCH**

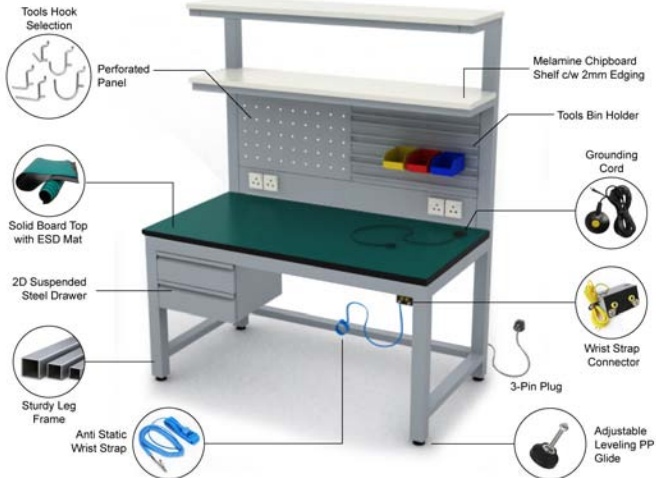
SIZES AND PRICING FOR ESD-WB15			ACCESSORIES ARE OPTIONAL (EXCLUDE)
L	D	H	
1500	750 / 300	900 / 1950	➤ Grounding / Earthing Terminal
1800			➤ Anti Static Wrist Strap with Connector
2100			➤ 3-Pin Faceplate
			➤ 3-Pin Plug
			➤ Pegboard Tools Hook
			➤ Plastic Tools Bin



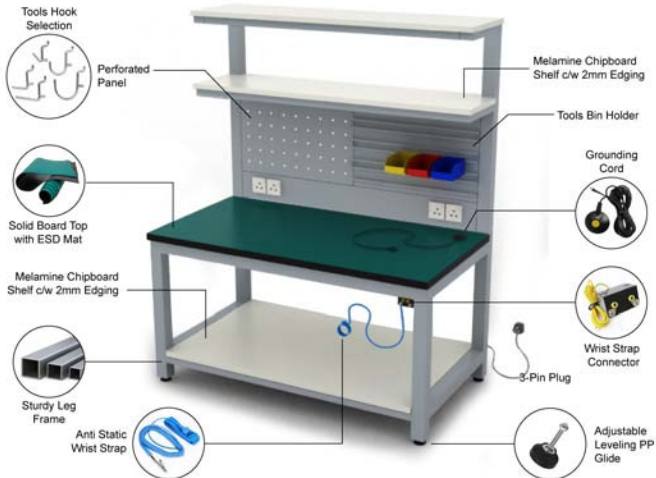
### SIZES AND PRICING FOR ESD-WB15-1SS

### ACCESSORIES ARE OPTIONAL (EXCLUDE)

L	D	H	
1500	750 / 300	900 / 1950	➤ Grounding / Earthing Terminal
1800			➤ Anti Static Wrist Strap with Connector
2100			➤ 3-Pin Faceplate
			➤ 3-Pin Plug
			➤ Pegboard Tools Hook
			➤ Plastic Tools Bin



SIZES AND PRICING FOR ESD-WB15-2DS			ACCESSORIES ARE OPTIONAL (EXCLUDE)
L	D	H	
1500	750 / 300	900 / 1950	➤ Grounding / Earthing Terminal
1800			➤ Anti Static Wrist Strap with Connector
2100			➤ 3-Pin Faceplate
			➤ 3-Pin Plug
			➤ Pegboard Tools Hook
			➤ Plastic Tools Bin



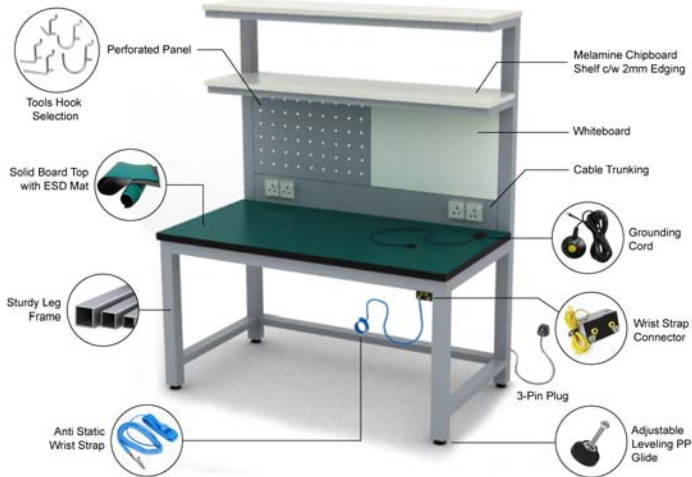
## SIZES AND PRICING FOR ESD-WB15-OS

## ACCESSORIES ARE OPTIONAL (EXCLUDE)

L	D	H	
1500	750 / 300	900 / 1950	➤ Grounding / Earthing Terminal
1800			➤ Anti Static Wrist Strap with Connector
2100			➤ 3-Pin Faceplate
			➤ 3-Pin Plug
			➤ Pegboard Tools Hook
			➤ Plastic Tools Bin

# ESD-WB16

# ESD INDUSTRIAL WORKBENCH



SIZES AND PRICING FOR ESD-WB16			ACCESSORIES ARE OPTIONAL (EXCLUDE)
<b>L</b>	<b>D</b>	<b>H</b>	<ul style="list-style-type: none"><li>➤ Grounding / Earthing Terminal</li><li>➤ Anti Static Wrist Strap with Connector</li><li>➤ 3-Pin Faceplate</li><li>➤ 3-Pin Plug</li><li>➤ Pegboard Tools Hook</li></ul>
1500	750 / 300	900 / 1950	
1800			
2100			



SIZES AND PRICING FOR ESD-WB16-1SS			ACCESSORIES ARE OPTIONAL (EXCLUDE)
L	D	H	
1500	750 / 300	900 / 1950	➤ Grounding / Earthing Terminal
1800			➤ Anti Static Wrist Strap with Connector
2100			➤ 3-Pin Faceplate
			➤ 3-Pin Plug
			➤ Pegboard Tools Hook



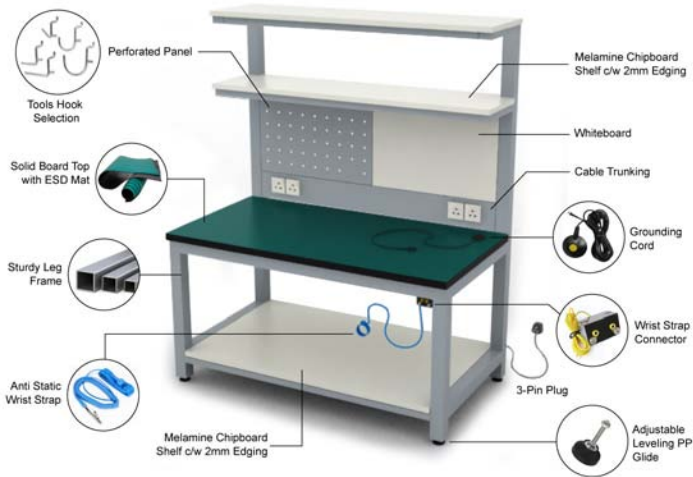
## SIZES AND PRICING FOR ESD-WB16-2DS

## ACCESSORIES ARE OPTIONAL (EXCLUDE)

L	D	H	
1500	750 / 300	900 / 1950	➤ Grounding / Earthing Terminal
1800			➤ Anti Static Wrist Strap with Connector
2100			➤ 3-Pin Faceplate
			➤ 3-Pin Plug
			➤ Pegboard Tools Hook

# ESD-WB16-OS

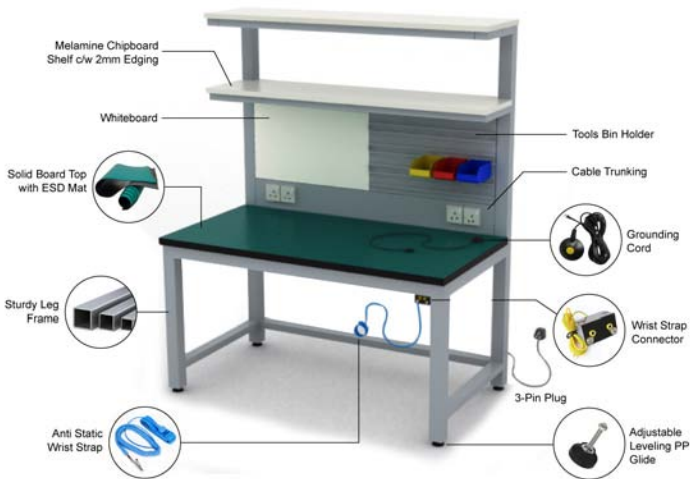
# ESD INDUSTRIAL WORKBENCH



## SIZES AND PRICING FOR ESD-WB16-OS

## ACCESSORIES ARE OPTIONAL (EXCLUDE)

L	D	H	
1500	750 / 300	900 / 1950	➤ Grounding / Earthing Terminal
1800			➤ Anti Static Wrist Strap with Connector
2100			➤ 3-Pin Faceplate
			➤ 3-Pin Plug
			➤ Pegboard Tools Hook



SIZES AND PRICING FOR ESD-WB17			ACCESSORIES ARE OPTIONAL (EXCLUDE)
L	D	H	
1500	750 / 300	900 / 1950	➤ Grounding / Earthing Terminal
1800			➤ Anti Static Wrist Strap with Connector
2100			➤ 3-Pin Faceplate
			➤ 3-Pin Plug
			➤ Plastic Tools Bin



SIZES AND PRICING FOR ESD-WB17-1SS			ACCESSORIES ARE OPTIONAL (EXCLUDE)
L	D	H	
1500	750 / 300	900 / 1950	➤ Grounding / Earthing Terminal
1800			➤ Anti Static Wrist Strap with Connector
2100			➤ 3-Pin Faceplate
			➤ 3-Pin Plug
			➤ Plastic Tools Bin



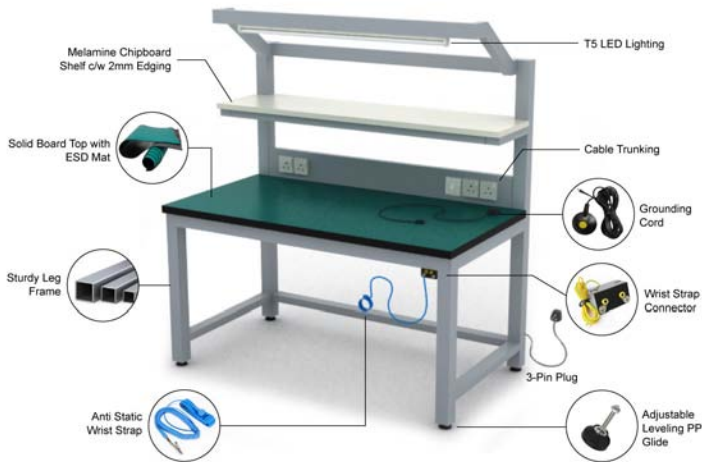
## SIZES AND PRICING FOR ESD-WB17-2DS

## ACCESSORIES ARE OPTIONAL (EXCLUDE)

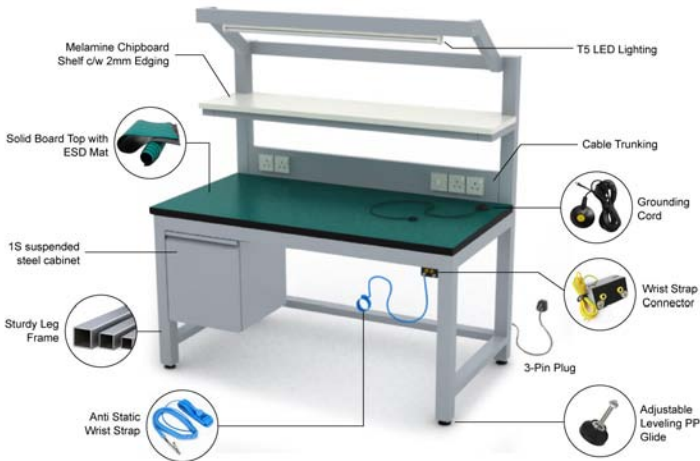
L	D	H	
1500	750 / 300	900 / 1950	➤ Grounding / Earthing Terminal
1800			➤ Anti Static Wrist Strap with Connector
2100			➤ 3-Pin Faceplate
			➤ 3-Pin Plug
			➤ Plastic Tools Bin



SIZES AND PRICING FOR ESD-WB17-OS			ACCESSORIES ARE OPTIONAL (EXCLUDE)
L	D	H	
1500	750 / 300	900 / 1950	➤ Grounding / Earthing Terminal
1800			➤ Anti Static Wrist Strap with Connector
2100			➤ 3-Pin Faceplate
			➤ 3-Pin Plug
			➤ Plastic Tools Bin

**ESD-WB18****ESD INDUSTRIAL WORKBENCH**

SIZES AND PRICING FOR ESD-WB18			ACCESSORIES ARE OPTIONAL (EXCLUDE)
<b>L</b>	<b>D</b>	<b>H</b>	<ul style="list-style-type: none"> <li>➤ Grounding / Earthing Terminal</li> <li>➤ Anti Static Wrist Strap with Connector</li> <li>➤ 3-Pin Faceplate</li> <li>➤ LED T5 Light Fittings</li> <li>➤ 3-Pin Plug</li> </ul>
1500	750 / 300	900 / 1800	
1800			
2100			



SIZES AND PRICING FOR ESD-WB18-1SS			ACCESSORIES ARE OPTIONAL (EXCLUDE)
L	D	H	<ul style="list-style-type: none"> <li>➤ Grounding / Earthing Terminal</li> <li>➤ Anti Static Wrist Strap with Connector</li> <li>➤ 3-Pin Faceplate</li> <li>➤ LED T5 Light Fittings</li> <li>➤ 3-Pin Plug</li> </ul>
1500	750 / 300	900 / 1800	
1800			
2100			

# ESD-WB18-2DS

# ESD INDUSTRIAL WORKBENCH

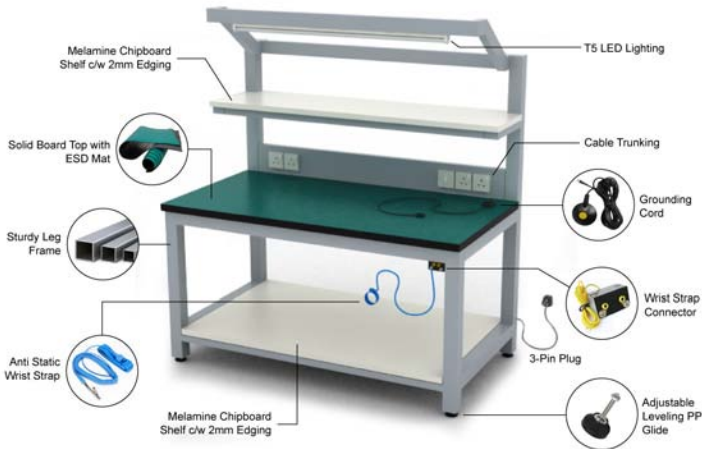


## SIZES AND PRICING FOR ESD-WB18-2DS

## ACCESSORIES ARE OPTIONAL (EXCLUDE)

L	D	H
1500	750 / 300	900 / 1800
1800		
2100		

- Grounding / Earthing Terminal
- Anti Static Wrist Strap with Connector
- 3-Pin Faceplate
- LED T5 Light Fittings
- 3-Pin Plug



SIZES AND PRICING FOR ESD-WB18-OS			ACCESSORIES ARE OPTIONAL (EXCLUDE)
L	D	H	<ul style="list-style-type: none"> <li>➤ Grounding / Earthing Terminal</li> <li>➤ Anti Static Wrist Strap with Connector</li> <li>➤ 3-Pin Faceplate</li> <li>➤ LED T5 Light Fittings</li> <li>➤ 3-Pin Plug</li> </ul>
1500	750 / 300	900 / 1800	
1800			
2100			

# ESD-WB19

# ESD INDUSTRIAL WORKBENCH



## SIZES AND PRICING FOR ESD-WB19

L	D	H
1500	750 / 300	900 / 2100
1800		
2100		

## ACCESSORIES ARE OPTIONAL (EXCLUDE)

- Grounding / Earthing Terminal
- Anti Static Wrist Strap with Connector
- 3-Pin Faceplate
- LED T5 Light Fittings
- 3-Pin Plug
- Pegboard Tools Hook

# ESD-WB19-1SS

# ESD INDUSTRIAL WORKBENCH



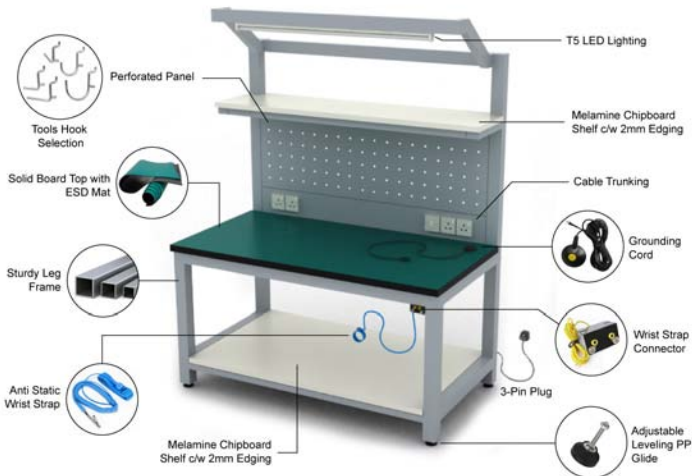
## SIZES AND PRICING FOR ESD-WB19-1SS

## ACCESSORIES ARE OPTIONAL (EXCLUDE)

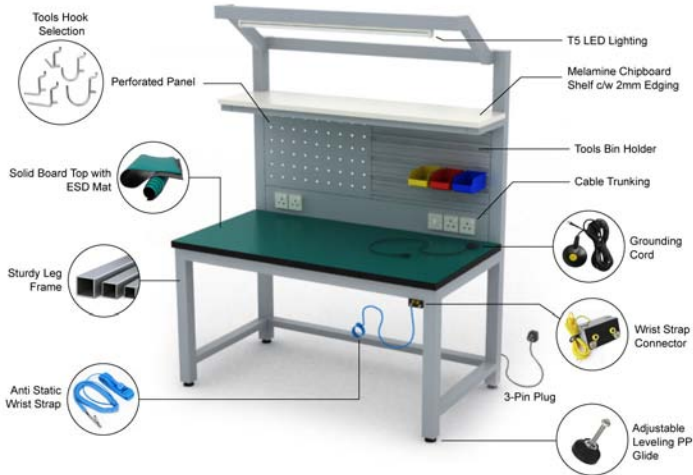
L	D	H	
1500	750 / 300	900 / 2100	➤ Grounding / Earthing Terminal
1800			➤ Anti Static Wrist Strap with Connector
2100			➤ 3-Pin Faceplate
			➤ LED T5 Light Fittings
			➤ 3-Pin Plug
			➤ Pegboard Tools Hook



SIZES AND PRICING FOR ESD-WB19-2DS			ACCESSORIES ARE OPTIONAL (EXCLUDE)
L	D	H	
1500	750 / 300	900 / 2100	➤ Grounding / Earthing Terminal
1800			➤ Anti Static Wrist Strap with Connector
2100			➤ 3-Pin Faceplate
			➤ LED T5 Light Fittings
			➤ 3-Pin Plug
			➤ Pegboard Tools Hook



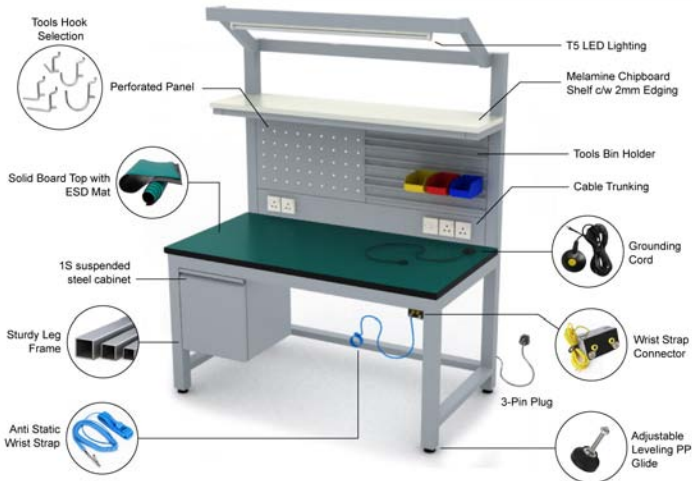
SIZES AND PRICING FOR ESD-WB19-OS			ACCESSORIES ARE OPTIONAL (EXCLUDE)
<b>L</b>	<b>D</b>	<b>H</b>	<ul style="list-style-type: none"> <li>➤ Grounding / Earthing Terminal</li> <li>➤ Anti Static Wrist Strap with Connector</li> <li>➤ 3-Pin Faceplate</li> <li>➤ LED T5 Light Fittings</li> <li>➤ 3-Pin Plug</li> <li>➤ Pegboard Tools Hook</li> </ul>
1500	750 / 300	900 / 2100	
1800			
2100			

**ESD-WB20****ESD INDUSTRIAL WORKBENCH**

SIZES AND PRICING FOR ESD-WB20			ACCESSORIES ARE OPTIONAL (EXCLUDE)
L	D	H	
1500	750 / 300	900 / 2100	➤ Grounding / Earthing Terminal
1800			➤ Anti Static Wrist Strap with Connector
2100			➤ 3-Pin Faceplate
			➤ LED T5 Light Fittings
			➤ 3-Pin Plug
			➤ Pegboard Tools Hook
			➤ Plastic Tools Bin

# ESD-WB20-1SS

# ESD INDUSTRIAL WORKBENCH



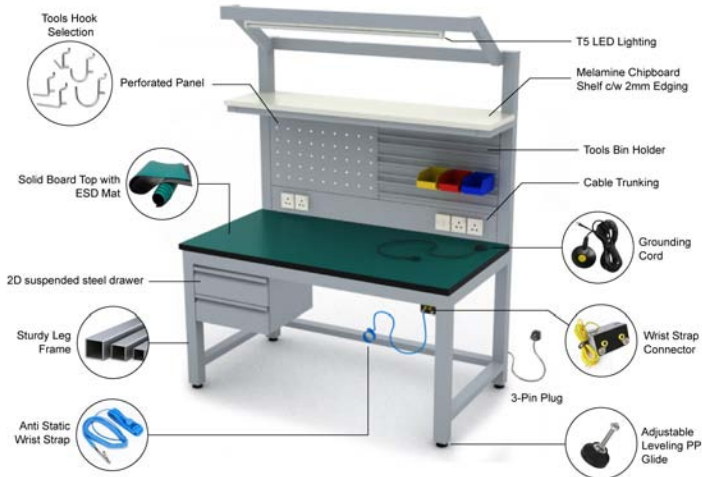
## SIZES AND PRICING FOR ESD-WB20-1SS

## ACCESSORIES ARE OPTIONAL (EXCLUDE)

L	D	H	
1500	750 / 300	900 / 2100	➤ Grounding / Earthing Terminal
1800			➤ Anti Static Wrist Strap with Connector
2100			➤ 3-Pin Faceplate
			➤ LED T5 Light Fittings
			➤ 3-Pin Plug
			➤ Pegboard Tools Hook
			➤ Plastic Tools Bin

# ESD-WB20-2DS

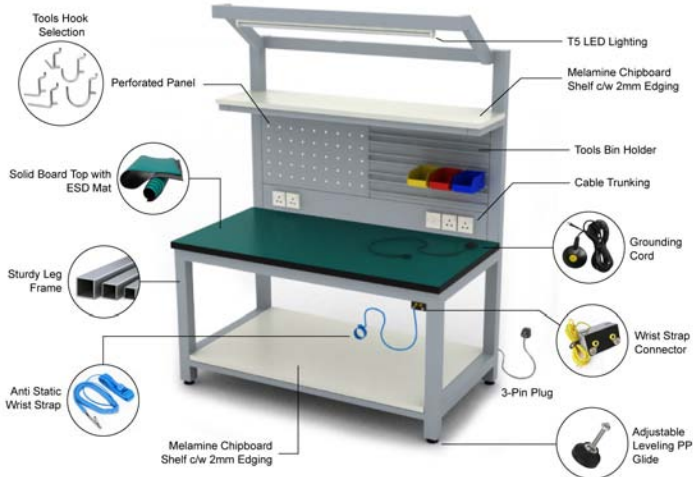
# ESD INDUSTRIAL WORKBENCH



SIZES AND PRICING FOR ESD-WB20-2DS			ACCESSORIES ARE OPTIONAL (EXCLUDE)
L	D	H	
1500	750 / 300	900 / 2100	➤ Grounding / Earthing Terminal
1800			➤ Anti Static Wrist Strap with Connector
2100			➤ 3-Pin Faceplate
			➤ LED T5 Light Fittings
			➤ 3-Pin Plug
			➤ Pegboard Tools Hook
			➤ Plastic Tools Bin

# ESD-WB20-OS

# ESD INDUSTRIAL WORKBENCH



## SIZES AND PRICING FOR ESD-WB20-OS

L	D	H
1500	750 / 300	900 / 2100
1800		
2100		

## ACCESSORIES ARE OPTIONAL (EXCLUDE)

- Grounding / Earthing Terminal
- Anti Static Wrist Strap with Connector
- 3-Pin Faceplate
- LED T5 Light Fittings
- 3-Pin Plug
- Pegboard Tools Hook
- Plastic Tools Bin

**ESD-WB21****ESD INDUSTRIAL WORKBENCH**

SIZES AND PRICING FOR ESD-WB21			ACCESSORIES ARE OPTIONAL (EXCLUDE)
L	D	H	
1500	750 / 300	900 / 2100	➤ Grounding / Earthing Terminal
1800			➤ Anti Static Wrist Strap with Connector
2100			➤ 3-Pin Faceplate
			➤ LED T5 Light Fittings
			➤ 3-Pin Plug
			➤ Pegboard Tools Hook

# ESD-WB21-1SS

# ESD INDUSTRIAL WORKBENCH



## SIZES AND PRICING FOR ESD-WB21-1SS

## ACCESSORIES ARE OPTIONAL (EXCLUDE)

L	D	H	
1500	750 / 300	900 / 2100	➤ Grounding / Earthing Terminal
1800			➤ Anti Static Wrist Strap with Connector
2100			➤ 3-Pin Faceplate
			➤ LED T5 Light Fittings
			➤ 3-Pin Plug
			➤ Pegboard Tools Hook

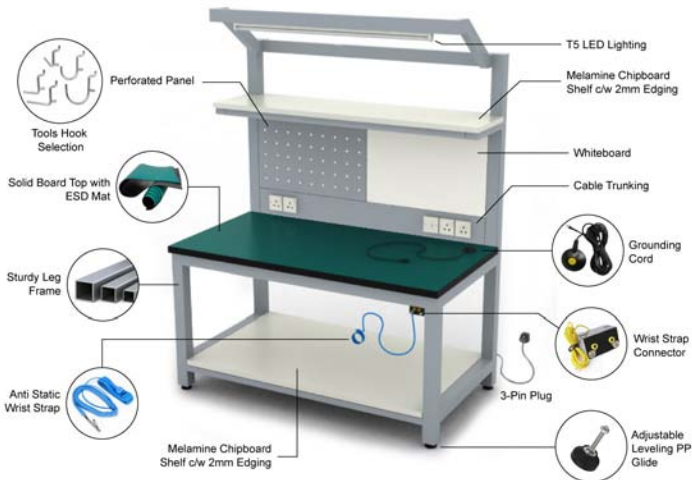


## SIZES AND PRICING FOR ESD-WB21-2DS

## ACCESSORIES ARE OPTIONAL (EXCLUDE)

L	D	H
1500	750 / 300	900 / 2100
1800		
2100		

- Grounding / Earthing Terminal
- Anti Static Wrist Strap with Connector
- 3-Pin Faceplate
- LED T5 Light Fittings
- 3-Pin Plug
- Pegboard Tools Hook



### SIZES AND PRICING FOR ESD-WB21-OS

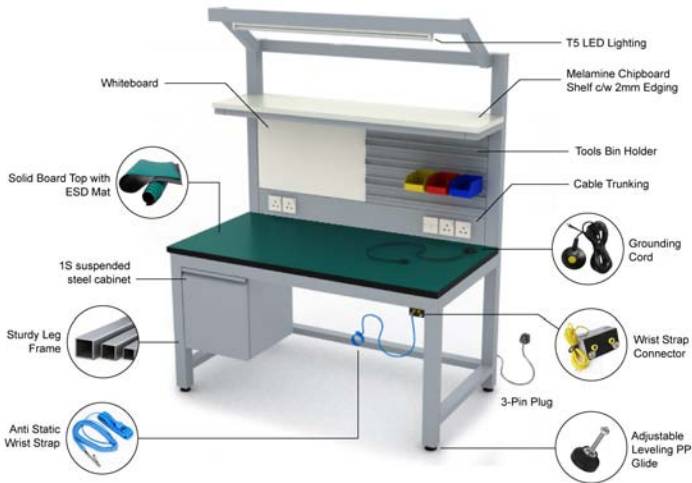
### ACCESSORIES ARE OPTIONAL (EXCLUDE)

L	D	H
1500	750 / 300	900 / 2100
1800		
2100		

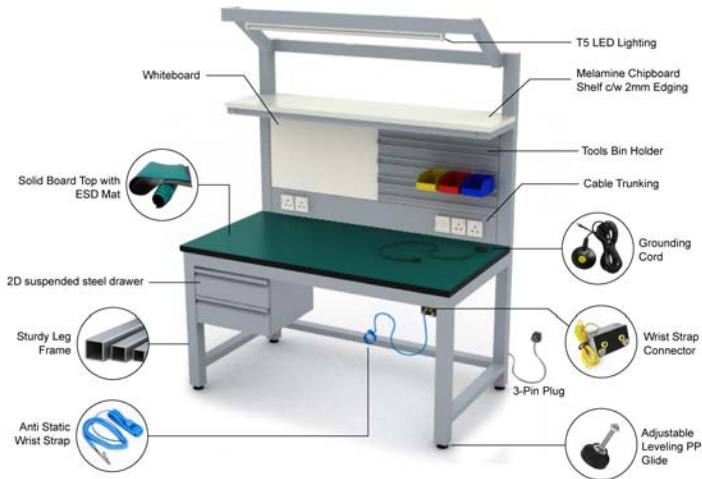
- Grounding / Earthing Terminal
- Anti Static Wrist Strap with Connector
- 3-Pin Faceplate
- LED T5 Light Fittings
- 3-Pin Plug
- Pegboard Tools Hook

**ESD-WB22****ESD INDUSTRIAL WORKBENCH**

SIZES AND PRICING FOR ESD-WB22			ACCESSORIES ARE OPTIONAL (EXCLUDE)
L	D	H	
1500	750 / 300	900 / 2100	➤ Grounding / Earthing Terminal
1800			➤ Anti Static Wrist Strap with Connector
2100			➤ 3-Pin Faceplate
			➤ LED T5 Light Fittings
			➤ 3-Pin Plug
			➤ Plastic Tools Bin

**ESD-WB22-1SS****ESD INDUSTRIAL WORKBENCH****SIZES AND PRICING FOR ESD-WB22-1SS****ACCESSORIES ARE OPTIONAL (EXCLUDE)**

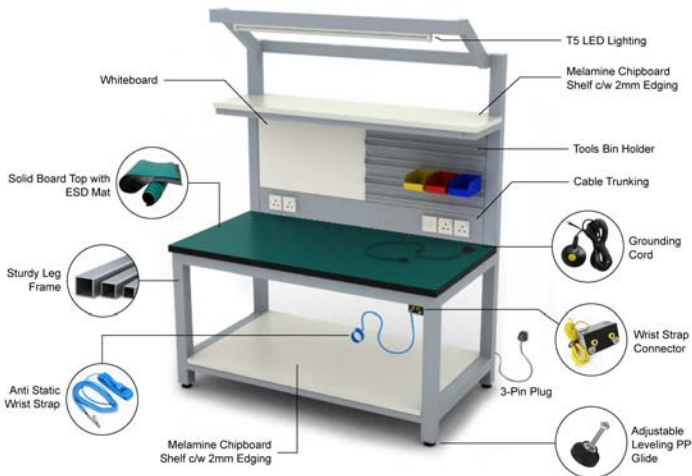
L	D	H	
1500	750 / 300	900 / 2100	➤ Grounding / Earthing Terminal
1800			➤ Anti Static Wrist Strap with Connector
2100			➤ 3-Pin Faceplate
			➤ LED T5 Light Fittings
			➤ 3-Pin Plug
			➤ Plastic Tools Bin



## SIZES AND PRICING FOR ESD-WB22-2DS

## ACCESSORIES ARE OPTIONAL (EXCLUDE)

L	D	H	
1500	750 / 300	900 / 2100	➤ Grounding / Earthing Terminal
1800			➤ Anti Static Wrist Strap with Connector
2100			➤ 3-Pin Faceplate
			➤ LED T5 Light Fittings
			➤ 3-Pin Plug
			➤ Plastic Tools Bin



## SIZES AND PRICING FOR ESD-WB22-OS

## ACCESSORIES ARE OPTIONAL (EXCLUDE)

L	D	H
1500	750 / 300	900 / 2100
1800		
2100		

- Grounding / Earthing Terminal
- Anti Static Wrist Strap with Connector
- 3-Pin Faceplate
- LED T5 Light Fittings
- 3-Pin Plug
- Plastic Tools Bin